



## Ocean City High School Summer Assignment 2021

<b>Course</b>	Spanish 2 Honors	<b>Teacher</b>	Señora Palomeque
<b>Email</b>	lpalomeque@ocsdnj.org	<b>Due Date</b>	9/15/21
<b>Standards</b>	7.1.NM.A.1-5, 7.1.NH.A.1-8, 7.1.NM.B.1-5, 7.1.NH.B.1-5, 7.1.NM.C.1-5		
<b>Topic</b>	Reading and writing about basic everyday topics we learned about in Sp I		
<b>Purpose</b>	The purpose of this assignment is to help students to review basic things they have learned about Spanish I, as well as allowing them to learn about other topics they're interested in.		
<b>Text/Novel(s) &amp; Brief Description</b>			
		Students will use studyspanish.com and Duolingo, to review basic Spanish topics they learned in Spanish I, as well as expanding these concepts a bit. Duolingo will also allow students to choose topics and stories that are of interest to them.	
<b>Approximate Time on Task</b>			
		Duolingo App: 5 minutes a day, 4-5 times/week Studyspanish.com: 3 hours	
<b>Suggested Timeline</b>			
		Beginning of July-beginning of September, about 8 weeks	
<b>How It Will Be Assessed</b>			
		<p>130 points total            10 points--sign up for Remind            60 points--Studyspanish.com, 2 pts for each basic quiz            60 points--Duolingo:                60 points—4-5 sessions/week                50 points—3 sessions/week                40 points—2 session/week                30 points or less—fewer than 1 session/week / sporadic</p> <p>Students can make up missed sessions by doing more than 4 per week, or by completing additional sessions by Oct 1</p>	

*Insert Detailed Description of Assignment  
See attached*

Spanish 2 HN—Summer Work 2021  
Señora Palomeque

Assignments will be added together for a summer assignment grade (10% of MP I grade). These assignments are designed to help review some things you have learned (use it or lose it), and hopefully learn a few more things, without being too time-consuming.

#1--Sign up for **Spanish 2H Remind** & use to contact Sra.Palomeque with questions-(10 pts)  
Download the Remind App, and sign up with **Code: @esp2h2021 (iEso fue fácil!)**

#2-**Duolingo.com**-(60 Pts.)

**Important: Begin as soon as possible!** You need to show you have been using Duolingo on a regular basis, so Don't wait for the end of the summer. After you sign up to the classroom, I will be able to see your progress.

How to use Duolingo:

**Practice using this app for 5 minutes (or more), 4-5 times each week.** To get full credit, you will need to show you have been using Duolingo 4 times/week for 8 weeks.

(Students who switch into Sp II HN late / at the end of the summer, **don't worry!** Contact me and I will work with you so you can make-up for missed practice. Just start as soon as you can.)

You may have signed up last year in Spanish 1, but...

You will need to join our new class. You can try logging in and using the class code below to switch into the new class. For those who don't have an account:

If you are on a computer, go here:

<https://www.duolingo.com/o/aqksyu>

**You MUST your real first and last name for your profile name.**

If you are on a smartphone or tablet:

1. Download the Duolingo app and open it up.
2. Press *Get Started*, then select Spanish.
3. Set your Daily Goal for 5 minutes and continue
4. Create a Profile:
  - On Android, press the menu icon at the top right corner and press *Create a Profile*
  - On IOS, press *Profile* in the top left corner and press *Create a Profile*
5. Type in your Name, Email and Password, then press *Create*

**If you don't use your name, I won't know it your work, and you will not receive credit**

6. Go to your Profile and press *Progress Sharing*
7. Type in your **Classroom Code: AQKSYU**
8. Press *Join Class*.

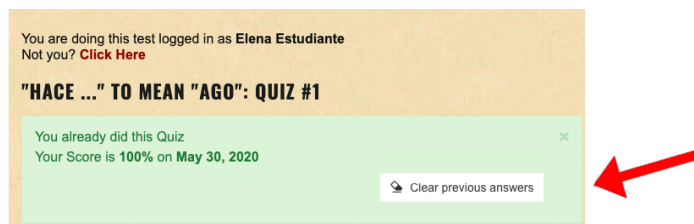
**Work on duolingo 4-5 times per week for about 5 minutes per time minimum.**

- **Choose topics/vocab you would like to learn. Include clothing, shopping & body parts, if possible. Try to choose from intermediate skill topics.**
- **Read/listen to some of the stories.**

### #3--**Studyspanish.com** --(60 Pts.)

On this site, you will be reviewing some Spanish grammar topics that you learned in Spanish I, as well as learning a couple new things that will be useful for the coming year. I recommend you do these towards the end of the summer to help brush up for September (July is OK, August is better).

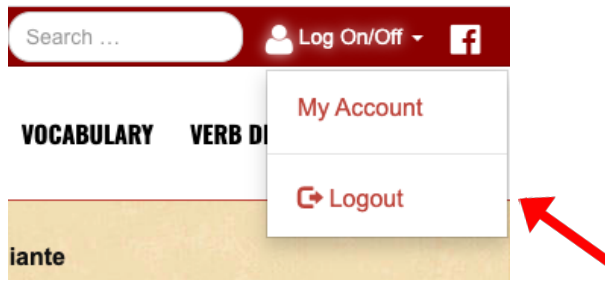
- Most of you have an account already, but if not, sign up for one now (select the free option). You **MUST** be logged in for your activities to be saved by the site. Make sure your profile name is your real name.
- **BEFORE clicking on the "basic quiz" for each, FIRST click on the number and name of the activity. On the right it will say "Notes" Please REVIEW the NOTES for each topic BEFORE selecting the basic quiz,** this will give you hints and important information.
- After reviewing the topic, click on the basic quiz. **If you already completed this quiz, the site will tell you this, as well as listing the date. You will need to click "clear previous answers,"** so that your report card will show the new date from Summer 2021 (August preferred, but no earlier than July).  
**\*\*Be sure to clear previous answers from all quizzes you have completed prior to Summer 2021.**



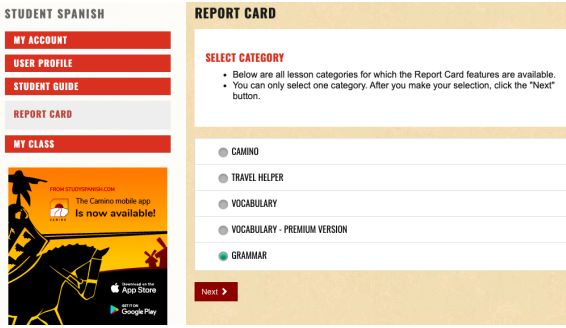
- After completing the basic quiz, submit your answers. If you got any answers incorrect, go back and fix them, then submit again. The site will tell you what you did wrong/give hints. These are not difficult, but try your best to score correctly, and if you get some wrong the first time, think about why it was wrong, review the notes again if you need to. The goal is for you to review and learn, not just to complete a bunch of activities quickly that you will forget later.

**After scoring 100, do NOT print out your report. If you are signed in studyspanish will save your score.** You may go on to the next activity, or continue working another day. Every time you work on this site, remember to log in, and your scores will be saved for when you need them.

- After you have completed ALL basic quizzes, click on the drop-down arrow next to log-in/out on the top right, and select "My Account"



- Under “My Account” on the left select, “Report Card” and on the right “Grammar”



- Next, check off the boxes next to all the topics that you completed. It will say, “incomplete,” because you completed only the Basic Quiz (Don’t worry, it’s supposed to say this.)
- After checking off all the reports you completed, click on “View Reports” at the top, and that will take you to your Report card. The Report Card will show all the reports you did and when. Print the report card, making sure it is clear and legible. (If you don’t have a printer at home, you can print it out in the library at school.) Here is a sample showing one topic:

Continue to next page for Studyspanish.com list of topics:



StudySpanish.com List of Activities for Spanish 2 HN 2021

First: **SIGN IN**, Next: Grammar (top of page) Then: Review each topic "Notes" and complete the "Basic Quiz"

✓	<b>Unit 2: (12)</b>	<b>Hints: What to read about in Notes section</b>
X	<b>15. SKIP this one please</b>	<b>SKIP this one please</b>
	16. Ser and Estar II	Many uses of Ser are reviewed
	17. Ser and Estar III	Uses of Estar are reviewed
	18. Ser and Estar IV	Ser & Estar, including expressions
	19. Negation	Neg vs Pos words, need negative before the ?
	20. Questions	Review from Sp I, 3 different ways to ask questions
	21. Poss. Adjectives	Review Sp I, showing possession 2 different ways
	22. Tener, Venir	Review Sp I
	23. Tener que / Hay que	Similar meaning, one big difference...
	24. Exp. With "Tener"	Review from Sp I, with a couple new ones
	25. Weather Expressions	Hace, Hay, or Está ?
	26. The Personal "a"	For people/reference to people
	27. Contractions	a + el=al & de + el=del (but not with él)

✓	<b>Unit 3: (12)</b>	<b>Hints: What to read about in Notes section</b>
	28. Stem-Changing Verbs: o:ue	Review from Sp I, some additions
	29. Stem-changing Verbs: e:ie	Review from Sp I, some additions
	30. Stem-changing Verbs: e:I	Review from Sp I, some additions
	31. Estar, ir, Dar	Review from Sp I
	32. "Ir a" + infinitive	To say what you're going to do / is going to happen
	33. Acabar de	Acabar de + infinitive = just did something
	34. Volver a	Volver a + infinitive = to do something again
	35. Ordinal Numbers	Go before nouns except...(Notes)
	36. Months, Seasons and Dates	Seasons are opposite in southern hemisphere (Notes)
	37. Comparisons of Inequality	Read about when to use "de" vs "que in Notes section
	37. Comparisons of Equality	"tan" vs."tanto/a/os/as" (Read Notes section)
	39. Superlatives	The most/least, vs. better than, worse than

✓	<b>Units 4 &amp; 5 (6)</b>	<b>Hints: What to read about in Notes section</b>
	48. Verbs like gustar	With nouns, gusta for singular, gustan for plural
	52. Numbers: 31-1,000	Modify number endings only with...
	53. Telling Time	Es/son, a la/a las, de la...
	35. Irregular Comparatives	good/mejor, bad/peor, viejo/mayor, joven/menor
	56. Demonstratives	You learned these, there's one more, review in Notes
	61. Definite Article II	Why some m. nouns use "la" for singular (el agua, las aguas)